

# DAKOTA ULTRASONICS

## Flaw Detectors, Accessories & Probes - Price List

Date: 01/01/23



Models:	Connector Type	Part #	Price US
DFX-7	LEMO 00	Z-220-0003	3875.00
DFX-7+	LEMO 00	Z-221-0003	4050.00
DFX-8	LEMO 00	Z-250-0001	5075.00
DFX-8+	LEMO 00	Z-251-0001	6075.00

### Kit Includes (DFX-7 Series):

Operating Manuals	4 oz Couplant
DakView PC software & USB Cable	Calibration certificate
Carrying case	

### Kit Includes (DFX-8 Series):

Lithium ion battery	4 oz Couplant
Line power adaptor	Operating manuals
Universal power cable	DakView PC software & USB cable
Carrying Case	Calibration certificate

### Additional Options (DFX-7 & 8 Series):

	Part #	Price US
<b>Note:</b> All firmware upgrades available for download on our website at no charge.		N/A
<b>Note:</b> PC & OSX software available for download on our website at no charge.		N/A

### Accessory Items (DFX-7 Series):

	Part #	Price US
Instrument case (w/straps)	F-149-0001	85.00
Rubber instrument case (w/straps and stand)	A-149-6002	110.00
6 foot RS232 (DB-9 to Lemo 2 pin)	N-306-0010	75.00
USB to Serial Adapter	N-402-0510	40.00
Operators manual DFX-7 Series (Thickness)	P-220-0004	22.00
Operators manual DFX-7 Series (Flaw)	P-220-0002	22.00
Plastic Carrying Brief Case	A-100-6003	40.00
Lemo 00 to BNC Transducer Cable Adapter	J-098-0001	55.00
3' Type C to USB Type A male data cable	N-003-0330	28.00

### Accessory Items (DFX-8 Series):

	Part #	Price US
Lithium ion battery pack	B-040-3200	250.00
External smart battery charger	B-030-0000	275.00
Power adaptor (12 volts @ 2 Amps w/6' cable)	N-250-0001	105.00
Universal power cable	N-506-0060	17.00

DAKOTA ULTRASONICS

1500 Green Hills Road, #107 Scotts Valley, CA 95066

Phone: (831) 431-9722 Fax: (831) 431-9723 [www.dakotaultrasonics.com](http://www.dakotaultrasonics.com)

Prices subject to change without notice: please call for an updated price list.

Instrument case (w/straps)	F-250-0006	185.00
Operators manual DFX-8 (Thickness)	P-250-0003	22.50
Operators manual DFX-8 (Flaw)	P-250-0004	22.50
USB Type A to Type B male data cable	N-606-0530	30.00
RS232 PC cable ( 9 pin )	N-306-0410	85.00
USB to Serial Adapter	N-402-0510	28.00
Plastic Carrying Brief Case	A-250-6002	90.00
Lemo 00 to BNC Transducer Cable Adapter	J-098-0001	50.00
10' Lemo 1 5pin to BNC analog output cable	N-110-0470	100.00
10' Lemo 1 5pin to DB9 analog output cable	N-110-0410	90.00
Universal cable (5 pin Lemo 1 to BNC, 6' DB9, & 2 6' Alarm out)	N-306-0416	135.00

<b>Couplant</b>			
			
Part #	Description	Comments	Price US
V-000-0001	4 oz bottle		17.00
V-000-0003	12 oz bottle		28.00
V-000-0004	1 gallon		170.00
V-000-0002	2 oz tube (High Temp – 900F)		45.00

<b>Educational Training Software ( self-paced courses – CD's ):</b>	<b>Part #</b>	<b>Price US</b>
Ultrasonic Testing ( UT )	UTEDU	1150.00
Advanced Ultrasonic Techniques – Phased Array & TOFD (PA)	PAEDU	575.00
Penetrant Testing ( PT )	PTEDU	350.00
Magnetic Testing ( MT )	MTEDU	525.00
Radiographic Testing ( RT )	RTEDU	1150.00
Corrosion Basic Principles (CO)	COEDU	575.00

## TRANSDUCER CABLES & CABLE ADAPTORS

					
<b>BNC</b>	<b>Lemo 1</b>	<b>Lemo 00 M</b>	<b>Lemo 00 F</b>	<b>Microdot</b>	
<b>Custom Lengths &amp; High Temp/Wear Teflon:</b> Available on request.					
<b>Single probe cable (DFX-6 Series) – 6' length</b>					
Type	Part #	Price	Type	Part #	Price
BNC - BNC	N-106-0170	70.00	LEMO 1 - LEMO 00	N-106-0800	100.00
BNC - LEMO 00	N-106-0100	75.00	LEMO 1 - LEMO 1	N-106-0830	130.00
BNC - M'DOT	N-106-0120	75.00	LEMO 1 - M'DOT	N-106-0820	100.00

**DAKOTA ULTRASONICS**  
 1500 Green Hills Road, #107 Scotts Valley, CA 95066  
 Phone: (831) 431-9722 Fax: (831) 431-9723 [www.dakotaultrasonics.com](http://www.dakotaultrasonics.com)  
 Prices subject to change without notice: please call for an updated price list.

BNC - LEMO 1	N-106-0130	95.00			
--------------	------------	-------	--	--	--

<b>Dual probe cable (DFX-6 Series) – 6' length</b>					
Type	Part #	Price	Type	Part #	Price
BNC - M'DOT	N-206-0120	115.00	LEMO 1 - LEMO 00	N-206-0800	165.00
BNC - LEMO 00	N-206-0100	120.00	LEMO 1 - M'DOT	N-206-0820	170.00


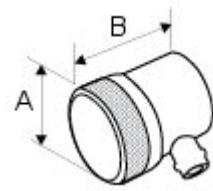
<b>Single probe cable (DFX-7 Series) – 4' length</b>					
Type	Part #	Price	Type	Part #	Price
LEMO 00 - M'DOT	N-104-0020	75.00	LEMO00 - LEMO00	N-104-0000	75.00
LEMO 00 - BNC	N-104-0070	70.00			


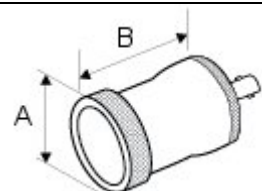
<b>Dual probe cable (DFX-7 Series) – 4' length</b>					
Type	Part #	Price	Type	Part #	Price
LEMO 00 - M'DOT	N-204-0020	115.00	LEMO00 - LEMO00	N-204-0000	115.00
LEMO 00 - BNC	N-204-0070	120.00			

<b>Single probe cable (DFX-8 Series) – 6' length</b>					
Type	Part #	Price	Type	Part #	Price
LEMO 00 - M'DOT	N-106-0020	80.00	LEMO00 - LEMO00	N-106-0000	80.00
LEMO 00 - BNC	N-106-0100	75.00			

<b>Dual probe cable (DFX-8 Series) – 6' length</b>					
Type	Part #	Price	Type	Part #	Price
LEMO 00 - M'DOT	N-206-0020	125.00	LEMO00 - LEMO00	N-206-0000	125.00
LEMO 00 - BNC	N-206-0100	125.00			

## TRANSDUCERS

<b>SINGLE ELEMENT CONTACT TRANSDUCERS ( SLM ) – HIGH WEAR</b>																
																
<table border="1" style="width: 100%; border-collapse: collapse;"> <thead> <tr> <th style="padding: 5px;">Element Size (Dia.)</th> <th style="padding: 5px;">A</th> <th style="padding: 5px;">B</th> </tr> </thead> <tbody> <tr> <td style="padding: 5px;">.500"</td> <td style="padding: 5px;">1.055"</td> <td style="padding: 5px;">1.230"</td> </tr> <tr> <td style="padding: 5px;">.750"</td> <td style="padding: 5px;">1.268"</td> <td style="padding: 5px;">1.430"</td> </tr> <tr> <td style="padding: 5px;">1.00"</td> <td style="padding: 5px;">1.555"</td> <td style="padding: 5px;">1.430"</td> </tr> </tbody> </table>	Element Size (Dia.)	A	B	.500"	1.055"	1.230"	.750"	1.268"	1.430"	1.00"	1.555"	1.430"				
Element Size (Dia.)	A	B														
.500"	1.055"	1.230"														
.750"	1.268"	1.430"														
1.00"	1.555"	1.430"														
<b>Description:</b>	High wear/resolution contact transducers with extended stainless steel ring.															
<b>Used:</b>	Rough surfaces, Castings, Billets, and Extruded Parts.															
<b>Damping:</b>	Medium															
<b>Connectors:</b>	BNC (B), Lemo 1 (L) *Specify connector type after part #															
<b>Price:</b>	<b>\$365.00 US **\$465.00 or ***\$430.00 (P) Composite option – 1MHz &amp; 3.5MHz only available with Composite. ***Call for price on 3.5MHz.</b>															
<b>Element Size</b>	<b>**1.0 MHz</b>	<b>2.25 MHz</b>	<b>***3.5 MHz</b>	<b>5.0 MHz</b>												
<b>.500" DIA. (a)</b>	PSLM501	SLM5025	PSLM5035	SLM5050												
<b>.750" DIA.</b>	PSLM751	SLM7525	PSLM7535	SLM7550												
<b>1.00" DIA.</b>	PSLM101	SLM1025	PSLM1035	SLM1050												
Ordering Example: SLM7525B = SLM .750" x 2.25MHz BNC																

<b>SINGLE ELEMENT CONTACT TRANSDUCERS ( SLF ) – MEMBRANE</b>													
													
<table border="1" style="width: 100%; border-collapse: collapse;"> <thead> <tr> <th style="padding: 5px;">Element Size (Dia.)</th> <th style="padding: 5px;">A</th> <th style="padding: 5px;">B</th> </tr> </thead> <tbody> <tr> <td style="padding: 5px;">.500"</td> <td style="padding: 5px;">1.250"</td> <td style="padding: 5px;">1.180"</td> </tr> <tr> <td style="padding: 5px;">1.00"</td> <td style="padding: 5px;">1.500"</td> <td style="padding: 5px;">1.580"</td> </tr> </tbody> </table>	Element Size (Dia.)	A	B	.500"	1.250"	1.180"	1.00"	1.500"	1.580"				
Element Size (Dia.)	A	B											
.500"	1.250"	1.180"											
1.00"	1.500"	1.580"											

**DAKOTA ULTRASONICS**  
 1500 Green Hills Road, #107 Scotts Valley, CA 95066  
 Phone: (831) 431-9722 Fax: (831) 431-9723 [www.dakotaultrasonics.com](http://www.dakotaultrasonics.com)  
 Prices subject to change without notice: please call for an updated price list.

<b>Description:</b>	Replaceable membrane protected contact transducers.			
<b>Used:</b>	Rough surfaces, Castings (provides better contact).			
<b>Damping:</b>	High Gain			
<b>Connectors:</b>	BNC			
<b>Price:</b>	<b>\$405.00 US **\$475.00 (P) Composite option - 1MHz &amp; 3.5MHz only available with Composite. ***\$450.00 (P) Composite option.</b>			
<b>Element Size</b>	<b>**1.0 MHz</b>	<b>***2.25 MHz</b>	<b>**3.5 MHz</b>	<b>***5.0 MHz</b>
<b>.500" DIA.</b>	PSLF501	SLF5025	PSLF5035	SLF5050
<b>1.00" DIA.</b>	PSLF101	SLF1025	PSLF1035	SLF1050
Ordering Example: SLF101 = SLF 1.00" x 1.0 MHz				

#### SINGLE ELEMENT CONTACT TRANSDUCERS ( FC ) – FINGER TIP



<b>Description:</b>	General contact style transducers with stainless steel construction. Good for near surface resolution with a 70% bandwidth.				
<b>Used:</b>	Common metals, plastics				
<b>Damping:</b>	High gain (G), Resolution (R) *Specify damping after (FC), No Damping on 1MHz or 3.5MHz - Composite.				
<b>Connectors:</b>	Microdot Side Entry *Optional top connect (T)				
<b>Price:</b>	<b>\$360.00 US or **\$395.00. 1MHz &amp; 3.5MHz only available with Composite. \$405.00 (P) Composite option.</b> *Specify connector mount after part #				
<b>Element Size</b>	<b>1.0 MHz</b>	<b>2.25 MHz</b>	<b>3.5 MHz</b>	<b>5.0 MHz</b>	<b>**10.0 MHz</b>
<b>.250" DIA.</b>	-	FC2525	PFC2535	FC2550	FC2510
<b>.375" DIA.</b>	-	FC3725	PFC3735	FC3750	FC3710
<b>.500" DIA.</b>	PFC501	FC5025	PFC5035	FC5050	FC5010
Ordering Example: FCR5025T = FC Resolution .500" x 2.25MHz TOP MOUNT					

#### SINGLE ELEMENT CONTACT TRANSDUCERS ( FC SL ) – FINGER TIP (SLIM LINE)



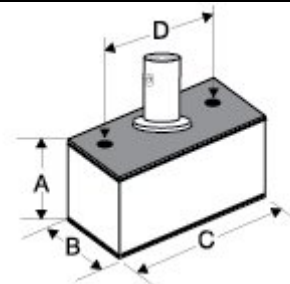
<b>Description:</b>	Slim Line high frequency general contact transducers with a stainless steel housing.
<b>Used:</b>	Common metals, plastics

<b>Damping:</b>	High Damped			
<b>Connectors:</b>	Microdot Side Entry *Optional top connect (T), Specify after part #			
<b>Price:</b>	<b>See below</b>			
<b>Element Size</b>	<b>5.0 MHz</b>	<b>10.0 MHz</b>	<b>15.0 MHz</b>	<b>20.0 MHz</b>
<b>Price</b>	\$400	\$430	-	-
<b>.125" DIA.</b>	FCSL1250	FCSL1210	FCSL1215	FCSL1220
Ordering Example: FCSL1250T = FCSL .125" x 5MHz w/top entry microdot				

**STANDARD SHEAR WAVE TRANSDUCERS ( SS )**



Element Size (Dia.)	A	B	C	D
.500" x .500"	.650"	.750"	1.125"	.810"
.500" x 1.00"	.650"	.750"	1.625"	1.312"
.625" x .625"	.650"	.850"	1.350"	1.000"
.750" x .625"	.650"	.850"	1.350"	1.000"
.750" x .750"	.650"	.910"	1.350"	1.000"



<b>Description:</b>	Shear wave transducers designed to use a variety of angle beam wedges for general weld inspection & A.W.S, and constructed in a low noise plastic or stainless steel housing.		
<b>Used:</b>	General weld inspection.		
<b>Damping:</b>	High gain (G), Resolution (R) *Specify damping after (SS), No damping on 1MHz - Composite.		
<b>Connectors:</b>	BNC (B), Microdot (M) *Specify connector after part #		
<b>Price:</b>	<b>\$360.00 US **400.00 (P) Composite ( 2.25MHz AWS)</b>		
<b>Element Size</b>	<b>**1.0 MHz</b>	<b>2.25 MHz</b>	<b>5.0 MHz</b>
.500" x .500"	PSS50501	SS50502	SS50505
.500" x 1.00"	PSS50101	SS50102	SS50105
.625" x .625"	PSS62621	**PSS62622 / SS62622	**PSS62625 / SS62625
.625" x .750"	PSS62751	**PSS62752 / SS62752	**PSS62755 / SS62755
.750" x .750"	PSS75751	SS75752	SS75755
Ordering Example: SSG50502 = SS High Gain 1/2" x 1/2" 2.25MHz			

**DAKOTA ULTRASONICS**  
1500 Green Hills Road, #107 Scotts Valley, CA 95066  
Phone: (831) 431-9722 Fax: (831) 431-9723 [www.dakotaultrasonics.com](http://www.dakotaultrasonics.com)  
Prices subject to change without notice: please call for an updated price list.

**STANDARD WEDGES ( SW )**



**Price:** \$50.00 US

**Angle Beam Wedges** – Custom angles available on request.

Element Size	45°	60°	70°
.500" x .500"	SW5045	SW5060	SW5070
.500" x 1.00"	SW5145	SW5160	SW5170
.625" x .625"	SW6245	SW6260	SW6270

**Note:** An additional \$10 will be charged to radius edges.

Ordering Example: SW5045 = SW 1/2" x 1/2" 45 Degree steel

**SERRATED (AWS TYPE) SQUARE WEDGES ( SQW )**



**Price:** \$60.00 US

**Angle Beam Wedges** – Custom angles & radius available on request.

Element Size	45°	60°	70°
.625" x .625"	SQW6245	SQW6260	SQW6270
.625" x .750"	SQW6245	SQW6260	SQW6270

**Note:** An additional \$10 will be charged to radius edges.

Ordering Example: SQW6245 = SQW 5/8" x 5/8" 45 Degree steel

**SNAIL (AWS TYPE) WEDGES ( SNW )**



**Price:** \$60.00 US

<b>Angle Beam Wedges</b> – Custom angles & radius available on request.			
<b>Element Size</b>	<b>45°</b>	<b>60°</b>	<b>70°</b>
.625" x .625"	SNW6245	SNW6260	SNW6270
<b>Note:</b> An additional \$10 will be charged to radius edges.			
Ordering Example: SNW6245 = SNW 5/8" x 5/8" 45 Degree steel			

**QUICK CHANGE SHEAR WAVE TRANSDUCERS ( QC )**



<b>Description:</b>	Threaded shear wave transducers for quickly interchanging between wedges. Ideal for limited access and curved surfaces.
<b>Used:</b>	General weld inspection
<b>Damping:</b>	High gain (G), Resolution (R) *Specify damping after (QC), No damping on 3.5MHz
<b>Connectors:</b>	Microdot
<b>Price:</b>	<b>\$360.00 **\$380.00 US</b>

<b>Standard (Q)</b>					
<b>Element Size</b>	<b>1.0 MHz</b>	<b>2.25 MHz</b>	<b>3.5 MHz</b>	<b>5.0 MHz</b>	<b>**10.0 MHz</b>
.250" DIA.	-	QC2525	-	QC2550	QC2510
.375" DIA.	-	QC3725	-	QC3750	QC3710
.500" DIA.	-	QC5025	-	QC5050	QC5010

Ordering Example: QCR2510 = QC Resolution .250" x 10MHz

<b>Price:</b>	<b>\$380.00 US</b>
---------------	--------------------

<b>Composite (P)</b>					
<b>Element Size</b>	<b>1.0 MHz</b>	<b>2.25 MHz</b>	<b>3.5 MHz</b>	<b>5.0 MHz</b>	<b>10.0 MHz</b>
.250" DIA.	PQC251	PQC2525	-	PQC2550	PQC2510
.375" DIA.	PQC371	PQC3725	-	PQC3750	
.500" DIA.	PQC501	PQC5025	PQC5035	PQC5050	

Ordering Example: PQC2510 = QC Composite .250" x 10MHz



**STANDARD QUICK CHANGE WEDGES ( QW )**



**Price:** \$50.00 US

**Quick Change Wedges** – Custom angles available on request.

Element Size	45°	60°	70°
.250" DIA.	QW2545	QW2560	QW2570
.375" DIA.	QW3745	QW3760	QW3770
.500" DIA.	QW5045	QW5060	QW5070

Ordering Example: QW2545 = QW .250" 45 Degree

**QUICK CHANGE AWS PROVE UP SHEAR WAVE TRANSDUCERS ( QCA )**



**Description:** Removable shear wave transducers for quickly interchanging between wedges. Ideal for limited access, curved surfaces, and AWS prove up.

**Used:** General weld inspection

**Damping:** High Damped

**Connectors:** Microdot

**Price:** \$430.00 \*\*\$475 US \*\*\*AWS

Element Size	**1.0 MHz	***2.25 MHz	5.0 MHz
.625" x .625"	PQCA62621	QCA62622	QCA62625

Ordering Example: QCA62622 = QCA .625" x .625" 2.25MHz Microdot

**QUICK CHANGE AWS PROVE UP WEDGES (QAW)**



**Price:** \$60.00 US

**Angle Beam Wedges** – Custom angles & radius available on request.

Element Size	45°	60°	70°
.625" x .625"	QAW6245	QAW6260	QAW6270

**Note:** An additional \$10 will be charged to radius edges.

Ordering Example: QAW6245 = SNW 5/8" x 5/8" 45 Degree Steel

**DUAL SHEAR WAVE TRANSDUCERS ( CDA )**



**Description:** Designed for thin material and weld inspections that require near surface resolution. Will Detect of IGSCC (Inter Granular Stress Corrosion Cracking).

**Used:** Weld inspection

**Damping:** Medium Damped

**Connectors:** Microdot End (E) or Top (T) connect \*Specify after part #

**Price:** \$575.00 US \*\*625.00 (P) Composite option – 1MHz only available with Composite.

Element Size	**1.0 MHz	2.25 MHz	5.0 MHz
.250" x .250"	PCDA251	CDA2525	CDA2550
.250" x .375"	PCDA25371	CDA253725	CDA253750
.375" x .375"	PCDA371	CDA3725	CDA3750
.500" x .500"	PCDA501	CDA5025	CDA5050

Ordering Example: CDA252560T = CDA 1/4" x 1/4" 2.25 MHz, 60 Degree Top Connector.

**CDA ANGLE OPTIONS – NOT INTERCHANGEABLE**

Element Size	45°	60°	70°
--------------	-----	-----	-----


**DAKOTA ULTRASONICS**

1500 Green Hills Road, #107 Scotts Valley, CA 95066

Phone: (831) 431-9722 Fax: (831) 431-9723 www.dakotaultrasonics.com


Prices subject to change without notice: please call for an updated price list.

ALL	ADD 45 TO PT#	ADD 60 TO PT#	ADD 70 TO PT#
-----	---------------	---------------	---------------


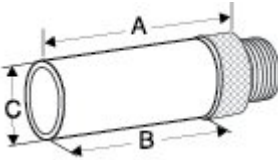
<b>MINIATURE ANGLE BEAM POTTED ( MAP )</b>	
	
<b>Description:</b>	Mini angle beam transducers with a fixed angle. Stainless steel Housing, all angles are in steel, aluminum angle available on request.
<b>Used:</b>	Weld inspection (tight areas).
<b>Damping:</b>	Medium Damped
<b>Connectors:</b>	Microdot Side Entry
<b>Price:</b>	<b>\$355.00 US **\$375.00 US</b>

Element Size	2.25 MHz			5.0 MHz		
	45°	60°	70°	45°	60°	70°
.187" DIA.	MAP 182545	MAP 182560	MAP 182570	MAP 185045	MAP 185060	MAP 185070
.250" DIA.	MAP 252545	MAP 252560	MAP 252570	MAP 255045	MAP 255060	MAP 255070
** .375" DIA.	MAP 372545	MAP 372560	MAP 372570	MAP 375045	MAP 375060	MAP 375070

Element Size	**10.0 MHz		
	45°	60°	70°
.187" DIA.	MAP 181045	MAP 181060	MAP 181070
.250" DIA.	MAP 251045	MAP 251060	MAP 251070
.375" DIA.	MAP 371045	MAP 371060	MAP 371070

<b>MINI MINIATURE ANGLE BEAM POTTED ( MMAP ) – DIM .375" L x .250" W x .37" H</b>	
	
<b>Description:</b>	Mini miniature angle beam potted transducers with a fixed angle, are designed with stainless steel Housing for durability. Standard angles are in steel, all other non-standard angles with specific materials can be produced.
<b>Used:</b>	Weld inspection (tight areas).
<b>Damping:</b>	Medium Damped
<b>Connectors:</b>	Microdot Side Entry
<b>Price:</b>	<b>\$470.00 US **\$500.00 US</b>

Element Size	5.0 MHz			**10.0 MHz		
	45°	60°	70°	45°	60°	70°
.187" DIA.	MMAP 185045	MMAP 185060	MMAP 185070	MMAP 181045	MMAP 181060	MMAP 181070

IMMERSION TRANSDUCERS ( IM )					
					
Element Size (Dia.)	A	B	C	D	
.250"	Custom Only				
.375"	1.75"	1.40"	.525"		
.500"	1.75"	1.40"	.625"		
.750"	1.75"	1.00"	1.00"		
					
<b>Description:</b>	Designed for immersion tank or bubbler system inspections. Stainless steel housing with UHF connector. Three different lens configurations are available – Flat, Spherical focus and Cylindrical focus.				
<b>Used:</b>	Immersion and bubbler inspections				
<b>Damping:</b>	High Gain (G), Resolution (R), and High Resolution (HR), No damping on 1MHz (P) Composite Option Only.				
<b>Connectors:</b>	UHF				
<b>Price:</b>	<b>\$355.00 US **\$380 US ***\$470.00 Add: \$50.00 for focusing (HR)</b>				
<b>Note:</b> Specify damping after (IM), Lens configuration, or focal length when placing order.					
<b>Note:</b> Higher frequencies available upon request.					
<b>Element Size</b>	<b>1.0 MHz</b>	<b>2.25 MHz</b>	<b>5.0 MHz</b>	<b>**10.0 MHz</b>	<b>***15.0 MHz</b>
.250" DIA.	-	IM2525	IM2550	IM2510	IM2515
.375" DIA.	-	IM3725	IM3750	IM3710	-
.500" DIA.	PIM501 (\$370.00)	IM5025	IM5050	IM5010	-
.750" DIA.	PIM751 (\$395.00)	IM7525	IM7550	IM7510	-
1.00" DIA.	PIM101 (\$420.00)	IM1025	IM1050	-	-
Ordering Example: IMR7550 = IM Resolution .750" 5MHz					

**Single Element Delay Line & Pencil Transducers**



<b>Description:</b>	Low and high frequency replaceable delay line & pencil style transducers. Improves near surface resolution for thin materials and flaw applications.
<b>Used:</b>	Precision thickness applications and flaw detection
<b>Damping:</b>	High damping on 10MHz and above, medium damping below.
<b>Connectors:</b>	Microdot
<b>Price:</b>	<b>\$435.00 **\$455.00 US</b>

<b>Low Frequency (Top entry Microdot connector)</b>					
<b>Element Size</b>	<b>2.25 MHz</b>	<b>3.5 MHz</b>	<b>5.0 MHz</b>	<b>7.5 MHz</b>	<b>**10.0 MHz</b>
<b>.250" DIA.</b>	T-402-1507	-	T-402-2507	T-402-3507	T-402-4507
<b>.375" DIA.</b>	T-403-1507	-	T-403-2507	-	T-403-4507
<b>.500" DIA.</b>	T-404-1507	T-404-9507	T-404-2507	T-404-3507	T-404-4507

**Note:** Side entry microdot connector available as custom build only.

<b>High Frequency (Side entry Microdot connector)</b>	
<b>Price:</b>	<b>\$520.00 US</b>

<b>Element Size</b>	<b>15.0 MHz</b>	<b>20 MHz</b>	<b>Comments</b>
<b>.250" DIA.</b>	T-402-5509	T-402-6509	Accessory tip configurations available

**Note:** Top entry microdot connector available as custom build only.

<b>Pencil Transducers</b>			
<b>Price:</b>	<b>\$600.00 **\$700 US</b>		
<b>Element Size</b>	<b>10.0 MHz</b>	<b>**15 MHz</b>	<b>Comments</b>
<b>.187" DIA.</b>	T-481-4505	T-581-5505	Accessory tip configurations available
<b>Side Entry</b>	T-681-4505		

**Delay Tips – Delay Line Transducer Accessories**




<b>Part #</b>	<b>Description</b>	<b>Comments</b>	<b>Price \$</b>
F-000-7102	1/4" Dia. x 3/8" L Delay Tips	Acrylic	18.00
F-000-7103	1/4" Dia. x 1/2" L Delay Tips	Acrylic	18.00
X-132-0000	1/8" Cone Tip Delay Line	Acrylic	18.00
X-532-0000	3/16" Cone Tip Delay Line	Acrylic	18.00
X-633-0000	1/4" Graphite Tip Delay (plastics)	Graphite	45.00
X-533-0000	3/16" Graphite Cone Tip Delay Line	Graphite	50.00
X-152-0000	1/16" Dia. x .450 L Delay Tip (Pencil)	Acrylic	55.00
X-752-0000	1/8" Dia. x .450 L Delay Tip (Pencil)	Acrylic	55.00


## Dual Element Transducers




\*\*Refer to the thickness gauge price sheet for additional information and pricing.

## ULTRASONIC TEST AND CALIBRATION BLOCKS


BLOCK TYPE	STEEL	7075 AL	304 SS	TITANIUM	CASE
					
<b>IIW TYPE 1</b> – per institute of welding (IIW), ASTM-E-164 & MIL-STD-2154	\$625	\$625	\$1060	\$1885	\$110
<b>Application</b> – Calibration of transverse and longitudinal wave distance setting determination of the sound beam point of incidence and exact angle of propagation. <b>Geometry</b> – 1" x 4" x 12". Contains 2" dia. hole and 4" radius. Also 1/8" x 1" radius alternate reflector 1/16" deep on echo side.					

					
<b>IIW TYPE 2</b> – per IIW & USAFTO 33 B-1-1 (6-1-84)	\$725	\$725	\$1230	\$2210	\$110
<b>Application</b> – Modified version of IIW Type 1, with a 2" radius ¼" deep cut out test side, and 3 extra side drilled resolution holes.					

					
<b>IIW V-1 (METRIC)</b> – (European version of IIW) per BS-2704	\$625	\$690	\$1170	\$1890	\$110

					
<b>MINI IIW</b>	\$695	\$695	\$1025	\$1850	\$110

**Application** – Miniature version of IIW type blocks resembling the Type 2.  
**Geometry** – 1" x 2" x 6". Contains 1" diameter hole, 2" radius ¼" deep cut out test side 3 side drilled resolution holes, and ¾" sq. x .100" deep cut out.

BLOCK TYPE	STEEL	7075 AL	304 SS	TITANIUM	CASE
					

<b>DSC</b> – per AWS & ATM-E-164	\$435	\$435	\$780	\$1405	\$65
----------------------------------	-------	-------	-------	--------	------

**Application** – Shear wave distance and sensitivity calibration.  
**Geometry** – 1" thick, 4" long with 1" radius and 3" radius. Contains a 3/8" deep x 1/32" radius notch and a ½" dia. side drilled hole for 45, 60, & 70 degrees.



<b>DS –DISTANCE &amp; SENSITIVITY</b> per ANSI / AWS	\$890	\$890	\$1425	\$2570	\$135
---	-------	-------	--------	--------	-------

**Application** – Distance and sensitivity.  
**Geometry** – 2" x 2" x 6" with a 2" wide cutout.



<b>ANGLE BEAM (ROMPAS) -</b> per ASTM-E-164 & USAFTO 33 B-1-1 (6-1-84) - Kidney	\$350	\$350	\$580	\$1035	\$60
---	-------	-------	-------	--------	------


**Application** – Angle beam calibration.  
**Geometry** – ½" or 1" thick, 1" radius opposite 2" radius with 5/64" dia. by ¾" deep flat bottom hole (1" thick only).


<b>ANGLE BEAM (V-2) METRIC</b> 20MM or 12.5MM (Euro) Target hole 5MM or 1.5MM	\$350	\$350	\$580	\$1040	\$60
---	-------	-------	-------	--------	------


<b>ANGLE BEAM (V-2) METRIC</b> 25MM (Euro) Target hole 5MM or 1.5MM	\$385	\$385	\$640	\$1145	\$60
---	-------	-------	-------	--------	------


**Application** – Angle beam calibration.  
**Geometry** – European version of Angle Beam calibration block. Optional 20mm or 12.5mm versions with 5mm or 1.5mm target hole.




BLOCK TYPE	STEEL	7075 AL	304 SS	TITANIUM	CASE
					
<b>ANSI/AWS RESOLUTION - RC</b>	\$355	\$355	\$610	\$1095	\$60
<b>Application</b> – Checking resolution capabilities of angle beam transducers. Per AWS and BPR. <b>Geometry</b> – 1" x 3" x 6". Contains nine .062" dia. holes for 45, 60, and 70 degrees.					


					
<b>SC – per AWS / ASTM-E-164</b>	\$225	\$225	\$415	\$750	\$50
<b>Application</b> – Sensitivity calibration (shear wave). <b>Geometry</b> - .905" x 1.25" x 3". Contains two .062" diameter side drilled holes.					


					
<b>DC – per AWS &amp; ASTM-E-164</b>	\$330	\$330	\$570	\$1030	\$60
<b>Application</b> – Distance calibration (shear wave). <b>Geometry</b> – 1" radius overlying 2" radius on 180 degree half circle.					


					
<b>IOW BEAM PROFILE –</b> English or metric. Per BS2704 (British Standards).	\$800	\$800	\$1355	\$2440	\$105
<b>Application</b> – Beam profile measurement of angle beam transducer. <b>Geometry</b> – 2" x 3" x 12". Contains two 1/16" diameter x 7/8" deep calibration holes on far side. Also contains five 1/16" diameter resolution holes drilled on 10 degree slope, far side only.					


BLOCK TYPE	STEEL	7075 AL	304 SS	TITANIUM	CASE	
						
<b>NAVSHIPS</b> – per NAVSEA T 9074-AS-GIB-010/271 formerly Navships 0900-006-3010Sec. 6 & MIL STD-271F		\$610	\$610	\$1055	\$1900	\$105
<b>Application</b> – Distance correction and sensitivity levels. <b>Geometry</b> – 1 ¼" x 3" x 12". Contains seven 3/64" dia. side drilled holes at distances of 1/8" through 2 ¾".						

						
<b>ASME ref. block .75"</b> – per ASME SEC V Article 23 T-434.2.1		\$565	\$565	\$760	\$1370	\$125
<b>Application</b> – Angle beam calibration <b>Geometry</b> – 1" or less – ¾" x 6" x 7"						
<b>ASME ref. block 1.50"</b> – per ASME SEC V Article 23 T-434.2.1		\$895	\$895	\$1115	\$2235	\$170
<b>Application</b> – Angle beam calibration <b>Geometry</b> – Over 1" through 2" – 1.5" x 6" x 10"						
<b>ASME ref. block 3.0"</b> – per ASME SEC V Article 23 T-434.2.1		\$1350	\$1350	\$1690	\$3375	call
<b>Application</b> – Angle beam calibration <b>Geometry</b> – Over 2" through 4" – 3" x 6" x 12"						

						
<b>ASME-N-625 ref. plate</b> - Per ASME 1275N B.P., Section 3, Nuclear Vessels		\$735	\$735	\$1305	\$2345	\$105
<b>Application</b> – For longitudinal shear and surface wave sensitivity calibration. <b>Geometry</b> – ½" x 6" x 12". Contains 5 flat bottom holes and 1 thru hole; 3 each .062" diameter holes at depths of .050", .250" and thru. One .062" diameter hole at 1.5" depth; .125" diameter hole at 1.625" depth; one .250" diameter hole at 1.750" depth. Also contains one .002" deep surface wave notch.						

BLOCK TYPE	STEEL 1018	STEEL 4340	7075 AL	304 SS	TITANIUM	CASE
						
<b>4-STEP BLOCK</b> per ASTM-E-797 Part# X-000-0002	\$235	\$235	\$235	\$530	\$595	\$60
<b>Application</b> – Thickness and linearity calibration.						
<b>Geometry</b> – .750" square with thickness of .250", .500", .750", and 1.0".						

						
<b>5-STEP BLOCK</b> – per ASTM-E-797 Part# X-000-0001	\$235	\$235	\$235	\$530	\$595	\$60
<b>Application</b> – Thickness and linearity calibration.						
<b>Geometry</b> – .750" square with thickness of .100", .200", .300", .400", and .500".						

						
<b>10-STEP BLOCK</b> – per ASTM-E-797 Part# Custom	\$525	\$525	\$1045	\$1255	\$150	
<b>Application</b> – Thickness and linearity calibration.						
<b>Geometry</b> – .750" square with thickness of .100" thru 1.0".						

\*Additional calibration standards and test blocks available in other material types – Call