





DAKOTA ULTRASONICS

Single Element Precision Thickness Gauges, Transducers & Accessories - Price List

Date: 04/15/22

The **Precision Series** of gauges are packaged in an all aluminum case.

Models	Features	Part #	Price US
PZX-7 	Easy field calibration; 1 or 2 point options. Selectable 8 common material velocities and 2 custom velocities. Automatic and time dependent gain with manual override. Echo-Echo, Interface-Echo, Plastics, and pulse-echo modes. Selectable probe options; delay line, plastics delay line, and contact probes with diameters. Features; high speed scan, differential, hi/lo alarms, and VX velocity gauge. CDC compatible serial over USB-C. RS232 serial or Bluetooth modules available (See accessory items).	Z-307-0001	2075.00
PZX-7 DL 	Same features as the PZX-7 (less serial over USB), plus an on-board data logger – Stores 10,000 readings in 40 files of 250 readings per file. USB-C connectivity, includes transfer cable. No software required; formatted text file (.csv).	Z-308-0001	2275.00
PVX 	A-Scan waveform (RF & Rectified views), Large Digits, and time based B-Scan views. Multiple calibration options, and selectable material list. Selectable pulser voltage and damping options. Time dependent gain (TDG) with adjustable slope and start settings. Selectable mode options: Interface-Echo (I-E), Interface-Echo –Echo (I-E-E), Pulse-Echo (P-E), Echo-Echo(E-E), and Echo-Echo Verify (E-EV) options. Alarm Mode (Hi & Lo Limits), Hi Speed Scan Mode, multiple Languages, Setups (64 user defined), Data Logger (4 GB SD card), USB-C connectivity, and screen capture to (.tif) images. Probe options: Delay-Line, Pencil & Contact.	Z-157-0003	3175.00
PVX (color) 	Same features as PVX grayscale, plus AMOLED ¼ VGA display with 60 Hz screen refresh, and rotating landscape view.	Z-157-0004	3525.00
Kits Includes:	Unit, standard 1/4" Delay Line Transducer (2 Delay Tips – 3/8" & 1/2" L) & Cable, Couplant, Manual, Certificate of Calibration, AA Batteries and Plastic Carrying Case. PC Software (download) & transfer cable included.		

DAKOTA ULTRASONICS - 1500 Green Hills Road, #107 Scotts Valley, CA 95066

Phone: (831) 431-9722 Fax: (831) 431-9723 www.dakotaultrasonics.com

Prices subject to change without notice: please call for an updated price list.

⚠️ "WARNING: Cancer and Reproductive Harm – www.p65warnings.ca.gov"

Single Element Delay Line Transducers (15MHz is Included with gauge unless specified otherwise)**



Materials Used: *Aluminum, *Titanium, *Steels, *Thin Plastics

Diameter	MHz	Part #	Comments	Connector	Entry	Price \$
1/4"	15	T-402-5507	**Standard	Microdot	Side	595.00
1/4"	20	T-402-6507		Microdot	Side	595.00

Note: 1 to 10 MHz low frequency delay line transducers with 1/4", 3/8", 1/2" diameters available on request (PVX only).

PX Series – Measurement Range

Note: Acrylic delay tips will measure plastics if the material velocity is different from that of acrylic. If the velocities are similar, a graphite tip will need to be used. Measurement ranges in plastics will vary depending on the type of plastic measured.

Diameter	MHz	Mode	Range (ST=Steel) (PL=Plastic)	Delay Tip Part #	Delay Tip Length	Delay Tip Diameter	Crystal Diameter
3/16"	15	E-E	.006" to .400" ST	X-532-0000	3/8"	3/16"	3/16"
3/16"	15	I-E	.060" to .750" ST	X-532-0000	3/8"	3/16"	3/16"
3/16"	15	E-E	.010" to .100" ST	X-533-0000	3/8"	3/16"	3/16"
3/16"	15	I-E	.060" to .500" ST	X-533-0000	3/8"	3/16"	3/16"
3/16"	15	PLAS	.005" to .150" PL	X-533-0000	3/8"	3/16"	3/16"
1/4"	15	E-E	.006" to .400" ST	F-000-7103	1/2"	1/4"	1/4"
1/4"	15	I-E	.060" to 1.00" ST	F-000-7103	1/2"	1/4"	1/4"
1/4"	15	I-E	.005" to .250" PL	F-000-7103	1/2"	1/4"	1/4"
1/4"	15	E-E	.010" to .100" ST	X-633-0000	3/8"	1/4"	1/4"
1/4"	15	I-E	.060" to 1.00" ST	X-633-0000	3/8"	1/4"	1/4"
1/4"	15	PLAS	.005" to .150" PL	X-633-0000	3/8"	1/4"	1/4"
3/16"	20	E-E	.006" to .400" ST	X-532-	3/8"	3/16"	3/16"

				0000			
3/16"	20	I-E	.060" to .750" ST	X-532-0000	3/8"	3/16"	3/16"
3/16"	20	E-E	.015" to .100" ST	X-533-0000	3/8"	3/16"	3/16"
3/16"	20	I-E	.060" to .500" ST	X-533-0000	3/8"	3/16"	3/16"
3/16"	20	PLAS	.005" to .150" PL	X-533-0000	3/8"	3/16"	3/16"
1/4"	20	E-E	.006" to .400" ST	F-000-7103	1/2"	1/4"	1/4"
1/4"	20	I-E	.060" to .750" ST	F-000-7103	1/2"	1/4"	1/4"
1/4"	20	I-E	.005" to .250" PL	F-000-7103	1/2"	1/4"	1/4"
1/4"	20	E-E	.040" to .100" ST	X-633-0000	3/8"	1/4"	1/4"
1/4"	20	I-E	.060" to .500" ST	X-633-0000	3/8"	1/4"	1/4"
1/4"	20	PLAS	.005" to .150" PL	X-633-0000	3/8"	1/4"	1/4"

Note: Ranges were determined using standard 4340 steel calibration standards, and common plastic samples. These ranges may vary according to material type differences and surface conditions.


Single Element Delay-Line – Continued

PVX A/B SCOPE– Measurement Range							
Note: Acrylic delay tips will measure plastics if the material velocity is different from that of acrylic. If the velocities are similar, a graphite tip will need to be used. Measurement ranges in plastics will vary depending on the type of plastic measured.							
Diameter	MHz	Mode	Range (ST=Steel) (PL=Plastic)	Delay Tip Part #	Delay Tip Length	Delay Tip Diameter	Crystal Diameter
1/8"	15	E-E	.007" to .300" ST	X-132-0000	3/8"	1/8"	1/8"
1/8"	15	I-E	.020" to .400" ST	X-132-0000	3/8"	1/8"	1/8"
1/8"	15	I-E	.005" to .100" L	X-132-0000	3/8"	1/8"	1/8"
3/16"	15	E-E	.007" to .400" ST	X-532-0000	3/8"	3/16"	3/16"
3/16"	15	I-E	.020" to .500" ST	X-532-0000	3/8"	3/16"	3/16"
3/16"	15	I-E	.010" to .200" PL	X-532-0000	3/8"	3/16"	3/16"
3/16"	15	E-E	.010" to .500" ST	X-533-0000	3/8"	3/16"	3/16"
3/16"	15	I-E	.020" to .500" ST	X-533-0000	3/8"	3/16"	3/16"

DAKOTA ULTRASONICS - 1500 Green Hills Road, #107 Scotts Valley, CA 95066

Phone: (831) 431-9722 Fax: (831) 431-9723 www.dakotaultrasonics.com

Prices subject to change without notice: please call for an updated price list.

 "WARNING: Cancer and Reproductive Harm – www.p65warnings.ca.gov"

3/16"	15	I-E	.005" to .200" PL	X-533-0000	3/8"	3/16"	3/16"
1/4"	15	E-E	.006" to .500" ST	F-000-7103	1/2"	1/4"	1/4"
1/4"	15	I-E	.025" to 1.00" ST	F-000-7103	1/2"	1/4"	1/4"
1/4"	15	I-E	.005" to .150"	F-000-7103	1/2"	1/4"	1/4"
1/4"	15	E-E	.010" to .500" ST	X-633-0000	3/8"	1/4"	1/4"
1/4"	15	I-E	.020" to .500" ST	X-633-0000	3/8"	1/4"	1/4"
1/4"	15	I-E	.005" to .250" PL	X-633-0000	3/8"	1/4"	1/4"
3/16"	20	E-E	.006" to .400" ST	X-532-0000	3/8"	3/16"	3/16"
3/16"	20	I-E	.060" to .750" ST	X-532-0000	3/8"	3/16"	3/16"
3/16"	20	E-E	.015" to .100" ST	X-533-0000	3/8"	3/16"	3/16"
3/16"	20	I-E	.060" to .500" ST	X-533-0000	3/8"	3/16"	3/16"
3/16"	20	PLAS	.005" to .150" PL	X-533-0000	3/8"	3/16"	3/16"
1/4"	20	E-E	.006" to .400" ST	F-000-7103	1/2"	1/4"	1/4"
1/4"	20	I-E	.060" to .750" ST	F-000-7103	1/2"	1/4"	1/4"
1/4"	20	I-E	.005" to .250" PL	F-000-7103	1/2"	1/4"	1/4"
1/4"	20	E-E	.040" to .100" ST	X-633-0000	3/8"	1/4"	1/4"
1/4"	20	I-E	.060" to .500" ST	X-633-0000	3/8"	1/4"	1/4"
1/4"	20	PLAS	.005" to .150" PL	X-633-0000	3/8"	1/4"	1/4"

Note: Ranges were determined using standard 4340 steel calibration standards, and common plastic samples. These ranges may vary according to material type differences and surface conditions.

Single Element Delay Line Pencil Transducers



DAKOTA ULTRASONICS - 1500 Green Hills Road, #107 Scotts Valley, CA 95066
 Phone: (831) 431-9722 Fax: (831) 431-9723 www.dakotaultrasonics.com
 Prices subject to change without notice: please call for an updated price list.

⚠️ "WARNING: Cancer and Reproductive Harm – www.p65warnings.ca.gov"

Materials Used: *Aluminum, *Titanium, *Steels, *Thin Plastics							
Diameter	MHz	Part #	Comments	Connector	Entry	Price \$	
3/16"	10	T-481-4507	1/16" Tip	Microdot	Top	675.00	
3/16"	10	T-681-4507	90° Right Angle	Microdot	Side	675.00	
3/16"	15	T-581-5507	1/16" Tip	Microdot	Side	775.00	
Note: Should be used in conjunction with and A-Scan gauge model for best accuracy.							
PVX A/B SCOPE– Measurement Range							
Note: Acrylic delay tips will measure plastics if the material velocity is different from that of acrylic. If the velocities are similar, a graphite tip will need to be used. Measurement ranges in plastics will vary depending on the type of plastic measured.							
Diameter	MHz	Mode	Range (ST=Steel) (PL=Plastic)	Delay Tip Part #	Delay Tip Length	Delay Tip Diameter	Crystal Diameter
3/16"	10	E-E	.006" to .300" ST	X-152-0000	3/8"	1/16"	3/16"
3/16"	10	I-E	.010" to .400" ST	X-152-0000	3/8"	1/16"	3/16"
3/16"	10	E-E	.005" to .300" PL	X-152-0000	3/8"	1/16"	3/16"
3/16"	10	I-E	.005" to .300" PL	X-152-0000	3/8"	1/16"	3/16"
3/16"	10	E-E	.006" to .300" ST	X-752-0000	3/8"	1/8"	3/16"
3/16"	10	I-E	.010" to .500" ST	X-752-0000	3/8"	1/8"	3/16"
3/16"	10	E-E	.005" to .400" PL	X-752-0000	3/8"	1/8"	3/16"
3/16"	10	I-E	.005" to .400" PL	X-752-0000	3/8"	1/8"	3/16"
3/16"	15	E-E	.006" to .100" ST	X-152-0000	3/8"	1/16"	3/16"
3/16"	15	I-E	.008" to .250" ST	X-152-0000	3/8"	1/16"	3/16"
3/16"	15	E-E	.005" to .150" PL	X-152-0000	3/8"	1/16"	3/16"
3/16"	15	I-E	.005" to .250" PL	X-152-0000	3/8"	1/16"	3/16"
3/16"	15	E-E	.006" to .150" ST	X-752-0000	3/8"	1/8"	3/16"
3/16"	15	I-E	.006" to .400" ST	X-752-0000	3/8"	1/8"	3/16"
3/16"	15	E-E	.005" to .100" PL	X-752-0000	3/8"	1/8"	3/16"
3/16"	15	I-E	.005" to .150" PL	X-752-0000	3/8"	1/8"	3/16"
Note: Ranges were determined using standard 4340 steel calibration standards, and common plastic samples. These ranges may vary according to material type differences and surface conditions.							

Single Element Contact Transducers - (cable not included)



Materials Used: *Aluminum, *Titanium, *Steels, *Plastics

Diameter	MHz	Part #	Comments	Connector	Entry	Price \$
1/8"	5	T-4903-2875		Microdot	Side	400.00
1/8"	5	T-5903-2875		Microdot	Top	400.00
1/8"	10	T-4903-4875		Microdot	Side	430.00
1/8"	10	T-5903-4875		Microdot	Top	430.00
1/4"	2.25	T-4023-1855		Microdot	Side	360.00
1/4"	2.25	T-5023-1855		Microdot	Top	360.00
1/4"	5	T-4023-2855		Microdot	Side	360.00
1/4"	5	T-5023-2855		Microdot	Top	360.00
1/4"	10	T-4023-4855		Microdot	Side	395.00
1/4"	10	T-5023-4855		Microdot	Top	395.00
1/2"	2.25	T-4043-1855		Microdot	Side	360.00
1/2"	2.25	T-5043-1855		Microdot	Top	360.00
1/2"	5	T-4043-2855		Microdot	Side	360.00
1/2"	5	T-5043-2855		Microdot	Top	360.00

PVX A/B SCOPE– Measurement Range

Note: Ranges were determined using standard 4340 steel calibration standards, and common plastic samples. These ranges may vary according to material type differences and surface conditions.

Diameter	MHz	Mode	Range (ST=Steel) (PL=Plastic)	Wearface Diameter	Crystal Diameter
1/8"	5	P-E	.040" to 3.0" ST	1/4"	1/8"
1/8"	5	E-E	.020" to 3.0" ST	1/4"	1/8"
1/8"	5	P-E	.020" to .500" PL	1/4"	1/8"
1/8"	10	P-E	.040" to 3.0" ST	1/4"	1/8"
1/8"	10	E-E	.010" to 3.0" ST	1/4"	1/8"
1/8"	10	P-E	.020" to .400" PL	1/4"	1/8"
1/4"	2.25	P-E	.050" to 3.0" ST	3/8"	1/4"
1/4"	2.25	E-E	.040" to 3.0" ST	3/8"	1/4"
1/4"	2.25	P-E	.040" to .650" PL	3/8"	1/4"
1/4"	5	P-E	.040" to 6.0" ST	3/8"	1/4"
1/4"	5	E-E	.020" to 3.0" ST	3/8"	1/4"
1/4"	5	P-E	.025" to .600" PL	3/8"	1/4"

DAKOTA ULTRASONICS - 1500 Green Hills Road, #107 Scotts Valley, CA 95066

Phone: (831) 431-9722 Fax: (831) 431-9723 www.dakotaultrasonics.com


Prices subject to change without notice: please call for an updated price list.

⚠️ "WARNING: Cancer and Reproductive Harm – www.p65warnings.ca.gov"

1/4"	10	P-E	.025" to 6.0" ST	3/8"	1/4"
1/4"	10	E-E	.010" to 3.0" ST	3/8"	1/4"
1/4"	10	P-E	.020" to .500" PL	3/8"	1/4"
1/2"	2.25	P-E	.075" to 10.0" ST	5/8"	1/2"
1/2"	2.25	E-E	.100" to 3.0" ST	5/8"	1/2"
1/2"	2.25	P-E	.065" to .750" PL	5/8"	1/2"

Accessory Items

Instrument & Carrying Cases			
			
Part #	Description	Comments	Price \$
F-112-0005	PX Series Instrument case	Nylon	60.00
F-302-0001	PZX Series Instrument case	Nylon	60.00
F-149-0001	PVX Series Instrument Case	Nylon	85.00
A-302-6002	PZX Series Instrument Case	Rubber	90.00
A-149-6002	PVX Series Instrument Case	Rubber	110.00
A-100-6002	Plastic Carrying Brief Case	PX	40.00
A-302-6003	Plastic Carrying Brief Case	PZX	40.00
A-100-6003	Plastic Carrying Brief Case	PVX	40.00

Transducer Cables			
			
Custom Lengths: Available on request.			
Part #	Description	Comments	Price \$
N-104-0020	4' Single Lemo to Microdot	All Gauges	75.00
N-110-0020	10' Single Lemo to Microdot	All Gauges	85.00
N-120-0020	20' Single Lemo to Microdot Single	All Gauges	95.00

Couplant



Part #	Description	Comments	Price \$
V-000-0001	4 oz bottle		17.00
V-000-0003	12 oz bottle		28.00
V-000-0004	1 gallon		170.00

Calibration Blocks



Part #	Description	Mat'l Type	Price \$
X-000-0001	5 Step - .100" to .500"	4340 Steel	235.00
X-000-0002	4 Step - .250 to 1.0"	4340 Steel	235.00
Custom	5 Step - .100" to .500"	1018 Steel	235.00
Custom	4 Step - .250 to 1.0"	1018 Steel	235.00
X-000-0022	5 Step - 2.5 - 12.5mm	1018 Steel	255.00
X-000-0021	4 Step - 6.25 - 25.0mm	1018 Steel	255.00
Custom	5 Step - .100" to .500"	7075 Aluminum	235.00
Custom	4 Step - .250 to 1.0"	7075 Aluminum	235.00
Custom	5 Step - .100" to .500"	304 Stainless Steel	530.00
Custom	4 Step - .250 to 1.0"	304 Stainless Steel	530.00
Custom	5 Step - .100" to .500"	Titanium	595.00
Custom	4 Step - .250 to 1.0"	Titanium	595.00
X-000-0005	Carrying case	Wood	60.00
Custom	10 Step - .100" to 1.0"	1018 Steel	525.00
Custom	10 Step - .100" to 1.0"	7075 Aluminum	525.00
Custom	10 Step - .100" to 1.0"	304 Stainless Steel	1045.00
Custom	10 Step - .100" to 1.0"	Titanium	1255.00
Custom	Carrying Case	Wood	150.00
Custom	4 Step Thin - .04" - .100"	1018 Steel	300.00
Custom	4 Step Thin - .04" - .100"	7075 Aluminum	300.00
Custom	4 Step Thin - .04" - .100"	304 Stainless Steel	525.00
Custom	4 Step Thin - .04" - .100"	Titanium	890.00
Custom	Carrying Case	Wood	60.00
Custom	10 Step Metric - 1 to 10 mm	1018 Steel	595.00

DAKOTA ULTRASONICS - 1500 Green Hills Road, #107 Scotts Valley, CA 95066

Phone: (831) 431-9722 Fax: (831) 431-9723 www.dakotaultrasonics.com

Prices subject to change without notice: please call for an updated price list.

⚠ "WARNING: Cancer and Reproductive Harm - www.p65warnings.ca.gov"

Custom	10 Step Metric – 1 to 10 mm	7075 Aluminum	595.00
Custom	10 Step Metric – 1 to 10 mm	304 Stainless Steel	1190.00
Custom	10 Step Metric – 1 to 10 mm	Titanium	1490.00
Custom	Carrying Case	Wood	150.00
Custom	10 Step Metric – 2 to 20 mm	1018 Steel	595.00
Custom	10 Step Metric – 2 to 20 mm	7075 Aluminum	595.00
Custom	10 Step Metric – 2 to 20 mm	304 Stainless Steel	1190.00
Custom	10 Step Metric – 2 to 20 mm	Titanium	1490.00
Custom	Carrying Case	Wood	150.00
Custom	10 Step Metric – 2.5 to 25 mm	1018 Steel	595.00
Custom	10 Step Metric – 2.5 to 25 mm	7075 Aluminum	595.00
Custom	10 Step Metric – 2.5 to 25 mm	304 Stainless Steel	1190.00
Custom	10 Step Metric – 2.5 to 25 mm	Titanium	1490.00
Custom	Carrying Case	Wood	150.00
Custom	8 Step Metric – 1 to 8 mm	1018 Steel	525.00
Custom	8 Step Metric – 1 to 8 mm	7075 Aluminum	525.00
Custom	8 Step Metric – 1 to 8 mm	304 Stainless Steel	820.00
Custom	8 Step Metric – 1 to 8 mm	Titanium	1040.00
Custom	Carrying Case	Wood	100.00

Delay Tips - Delay Line Transducer Accessories



Part #	Description	Comments	Price \$
F-000-7102	1/4" Dia. x 3/8" L Delay Tips	Acrylic	18.00
F-000-7103	1/4" Dia. x 1/2" L Delay Tips	Acrylic	18.00
X-132-0000	1/8" Cone Tip Delay Line	Acrylic	18.00
X-532-0000	3/16" Cone Tip Delay Line	Acrylic	18.00
X-633-0000	1/4" Graphite Tip Delay (plastics)	Graphite	45.00
X-533-0000	3/16" Graphite Cone Tip Delay Line	Graphite	50.00
X-152-0000	1/16" Dia. x .450 L Delay Tip (Pencil)	Acrylic	55.00
X-752-0000	1/8" Dia. x .450 L Delay Tip (Pencil)	Acrylic	55.00

Misc. Accessories



Part #	Description	Comments	Price \$
F-000-7000	Bell shaped Spring Loaded Probe Holder (V-Block) – Pencil Probes	Top Cable Entry Models Only	195.00
A-129-6003	6" Extension Wand for Single Element Microdot Transducers		215.00

Data Cables			
Part #	Description	Comments	Price \$
N-306-0010	6 foot RS232 (DB-9 to lemo)		75.00
N-402-0510	USB to Serial Adapter		40.00

Wireless Modules			
Part #	Description	Comments	Price \$
A-302-1002	RS232 Serial Port (2 pin LEMO 00)	PZX-7	220.00
A-303-1002	Bluetooth Module (w/integral antenna)	PX/PZX-7	220.00